

Overall indicators

Overall result (maximum value=6)



av.=4.98
dev.=0.92

Das **Gesamtergebnis** (Mittelwert-mw) ergibt sich aus den Ergebnissen der Fragen 1.1 - 1.3 und 2.1 - 2.5 und ist für die Einstufung massgebend.

The overall score (mean-av.) is formulated from the scores in questions 1.1 - 1.3 and 2.1 - 2.5 and determines the classification

Learning progress (maximum value=6)




av.=5.09
dev.=0.79

Der Indikator "**Lernfortschritt**" ergibt sich aus den Fragen 1.1 - 1.3.

The indicator "Learning progress" is formulated from the scores in questions 1.1 - 1.3.

Satisfaction with course (maximum value=6)



av.=4.91
dev.=0.99

Der Indikator "**Zufriedenheit**" ergibt sich aus den Fragen 2.1 - 2.5.

The indicator "Satisfaction" is formulated from the scores in questions 2.1 - 2.5.

Erfolgsstufen und Schwellenwerte:

Thresholds and classification:

Hervorragend Excellent	Gesamtergebnis (mw): Overall score (av):	≥ 5.7
Gut Good	Gesamtergebnis (mw): Overall score (av):	$\geq 4.5 < 5.7$
Ausreichend Sufficient	Gesamtergebnis (mw): Overall score (av):	$\geq 4.0 < 4.5$
Unzureichend Insufficient	Gesamtergebnis (mw): Overall score (av):	< 4.0

Stand/Latest update: 3/2021

Ab Frühjahrssemester 2023 wird eine neue Fragebogenversion verwendet. Vorübergehend gelten für die Einstufung die bisherigen Indikatoren und Schwellenwerte.

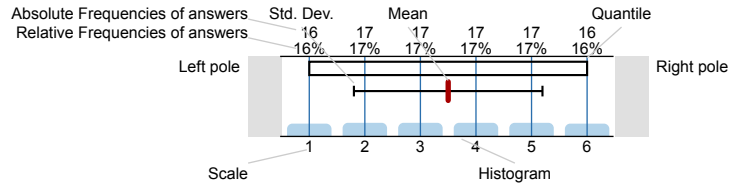
Reworked questionnaire as of spring semester 2023. Temporarily apply the previous indicators and threshold values for the classification.

<http://www.lehre.unibe.ch/lve>

Survey Results

Legend

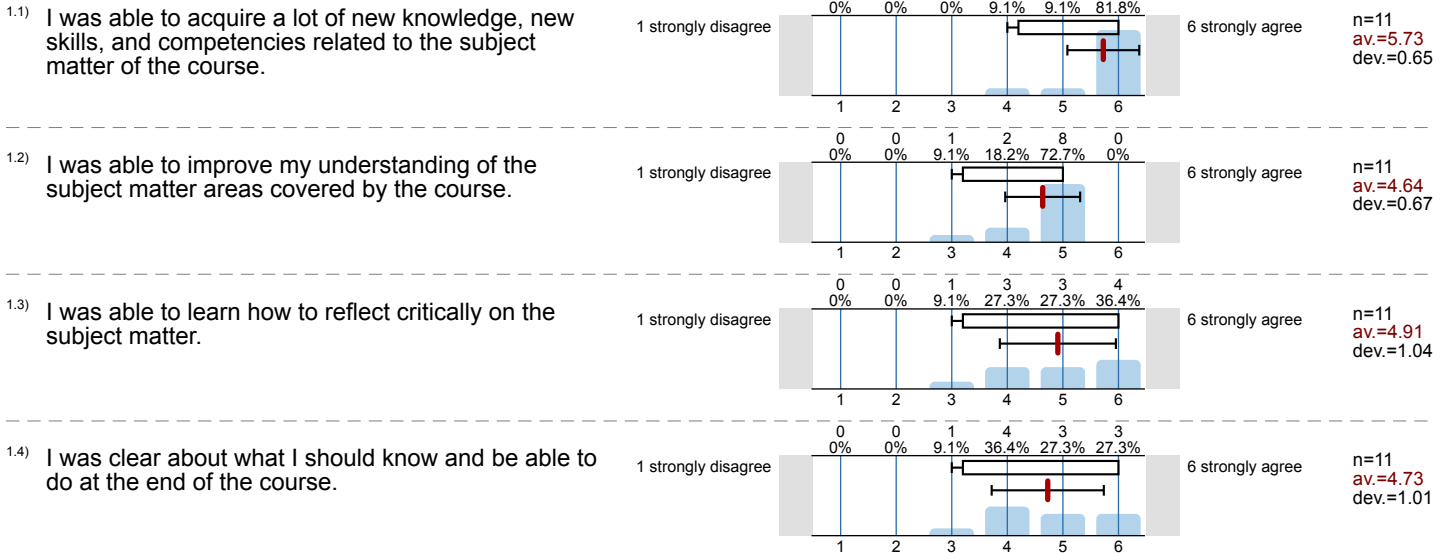
Question text



n=No. of responses
 av.=Mean
 dev.=Std. Dev.
 ab.=Abstention

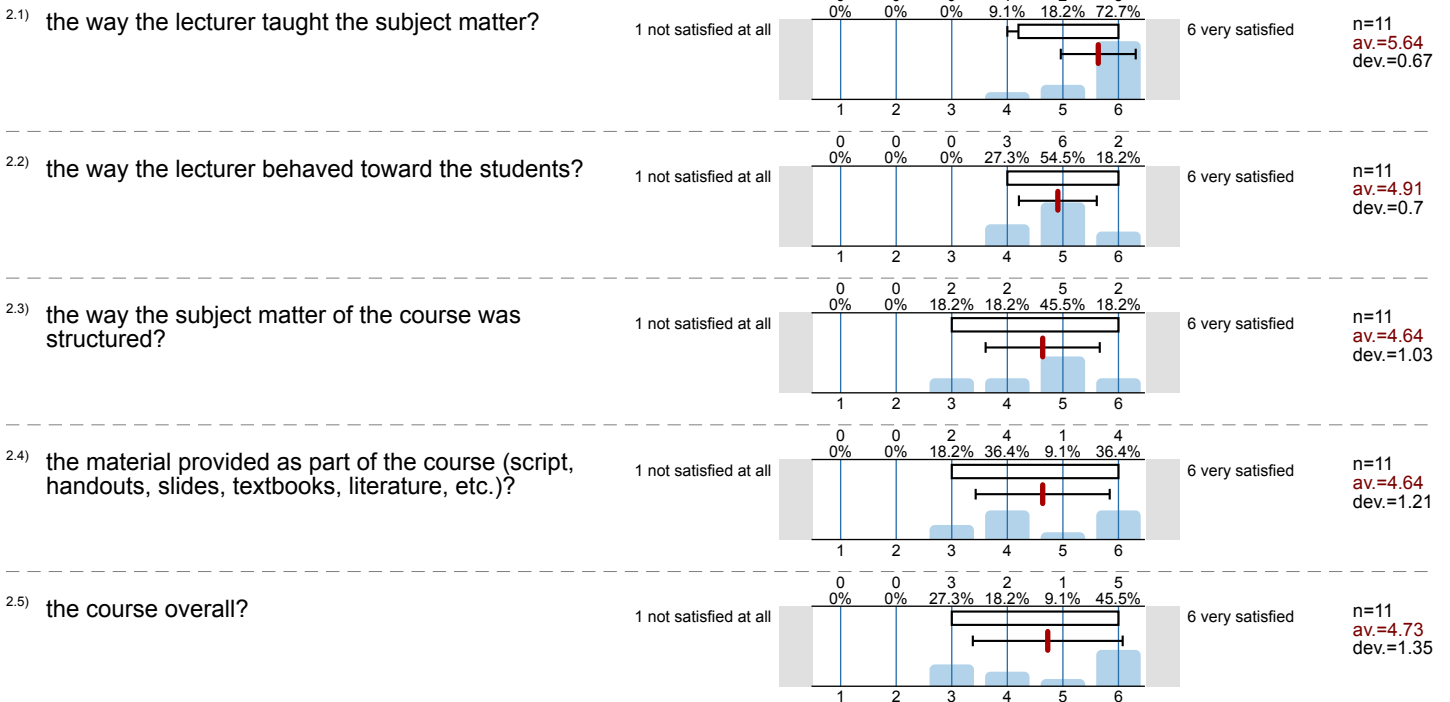
1. INCREASE IN KNOWLEDGE AND SKILLS

In this course...



2. SATISFACTION WITH THE COURSE

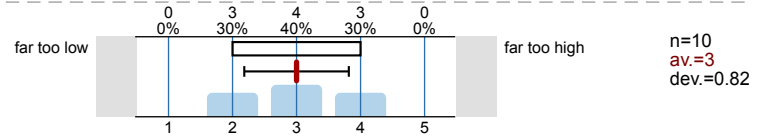
How satisfied are you with...



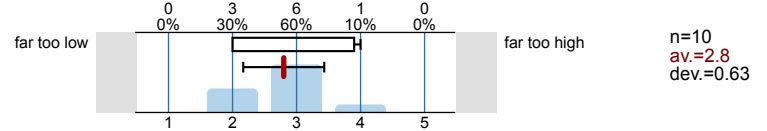
3. LEVEL OF DIFFICULTY

Die nachfolgenden Fragen zählen nicht zum Gesamtergebnis:
The items below do not count toward the overall score:

3.1) Overall, the level of difficulty of the course was...



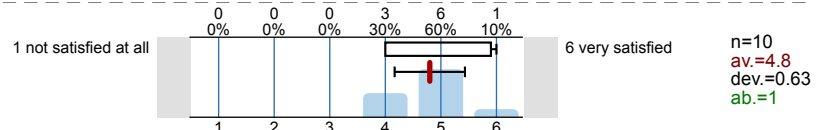
3.2) Overall, the pace of the course was...



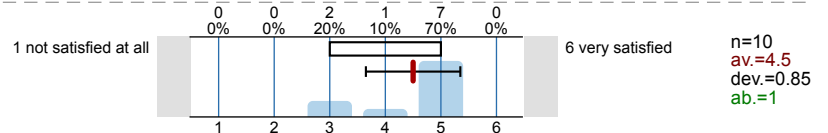
4. STUDENTS: MY CONTRIBUTION

How satisfied are you with...

4.1) your own contribution during the course?




4.2) your ongoing preparation and follow-up work for the course?




6. STATUS WITHIN YOUR STUDIES

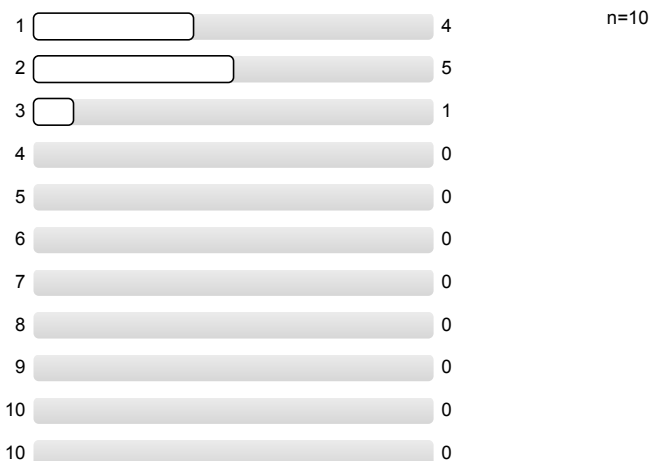
6.1) What does this course count toward within your studies?



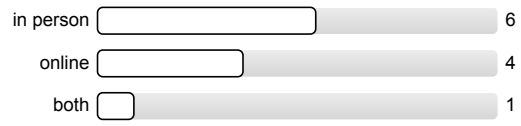
6.2) What role does this course play in your study program?



6.3) Which semester of the study program are you in?



6.4) I mostly follow this course

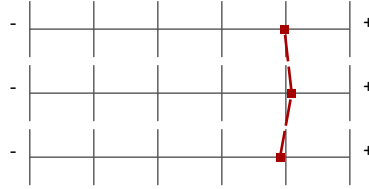


n=11

Profile Line for Indicators

Subunit: Test_Fakultät
Name of the instructor: Dr. Mila Rain, Prof. Dr. Felix Muster
Name of the course: Einführung in Data Science
(Name of the survey)


Overall result (maximum value=6)



av.=4.98

dev.=0.92

Learning progress (maximum value=6)



av.=5.09

dev.=0.79

Satisfaction with course (maximum value=6)



av.=4.91





dev.=0.99

Profile






Subunit: Test_Fakultät
 Name of the instructor: Dr. Mila Rain, Prof. Dr. Felix Muster
 Name of the course: Einführung in Data Science
 (Name of the survey)

Values used in the profile line: Mean

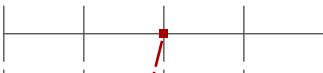

1. INCREASE IN KNOWLEDGE AND SKILLS

1.1) I was able to acquire a lot of new knowledge, new skills, and competencies related to the subject matter of the course.	1 strongly disagree		6 strongly agree	n=11	av.=5.73	md=6.00	dev.=0.65
1.2) I was able to improve my understanding of the subject matter areas covered by the course.	1 strongly disagree		6 strongly agree	n=11	av.=4.64	md=5.00	dev.=0.67
1.3) I was able to learn how to reflect critically on the subject matter.	1 strongly disagree		6 strongly agree	n=11	av.=4.91	md=5.00	dev.=1.04
1.4) I was clear about what I should know and be able to do at the end of the course.	1 strongly disagree		6 strongly agree	n=11	av.=4.73	md=5.00	dev.=1.01

2. SATISFACTION WITH THE COURSE

2.1) the way the lecturer taught the subject matter?	1 not satisfied at all		6 very satisfied	n=11	av.=5.64	md=6.00	dev.=0.67
2.2) the way the lecturer behaved toward the students?	1 not satisfied at all		6 very satisfied	n=11	av.=4.91	md=5.00	dev.=0.70
2.3) the way the subject matter of the course was structured?	1 not satisfied at all		6 very satisfied	n=11	av.=4.64	md=5.00	dev.=1.03
2.4) the material provided as part of the course (script, handouts, slides, textbooks, literature, etc.)?	1 not satisfied at all		6 very satisfied	n=11	av.=4.64	md=4.00	dev.=1.21
2.5) the course overall?	1 not satisfied at all		6 very satisfied	n=11	av.=4.73	md=5.00	dev.=1.35

3. LEVEL OF DIFFICULTY

3.1) Overall, the level of difficulty of the course was...	far too low		far too high	n=10	av.=3.00	md=3.00	dev.=0.82
3.2) Overall, the pace of the course was...	far too low		far too high	n=10	av.=2.80	md=3.00	dev.=0.63

4. STUDENTS: MY CONTRIBUTION

4.1) your own contribution during the course?	1 not satisfied at all		6 very satisfied	n=10	av.=4.80	md=5.00	dev.=0.63
4.2) your ongoing preparation and follow-up work for the course?	1 not satisfied at all		6 very satisfied	n=10	av.=4.50	md=5.00	dev.=0.85

Comments Report

1. INCREASE IN KNOWLEDGE AND SKILLS

1.5) Do you have any further comments on the increase in your knowledge and skills?

- Danke für die Durchführung der Zwischenevaluation, das hat viel zum Erfolg der Veranstaltung beigetragen.
- Ich fand die kurzen Zusammenfassungen am Ende sehr praktisch.
- Lots of new knowledge and discussion

2. SATISFACTION WITH THE COURSE

2.6) Do you have any comments on the subject matter, lecturer, course structure and/or course material?

- Die Unterrichtsmaterialien waren zielführend
- The discussions were not really structured
- zu viele Wiederholungen

3. LEVEL OF DIFFICULTY

3.3) Do you have any further comments on the level of difficulty?

- there were too many papers to read in some weeks.

5. COMMENTS ON THE COURSE

5.1) What did you particularly like about this course?




- I liked the diversity of the papers
- Podcast wäre sehr hilfreich
- Realitätsnah und praxisbezogen

5.2) What did you like less about this course?

- Die PP-Folien waren manchmal überfüllt
- The methods were sometimes hard to understand
- mehr Fokus auf Zusammenhänge

5.3) Do you have any suggested improvements ? If so, please specify.

- Less papers to read
- Weniger Vorbereitungsaufgaben
- noch mehr Praxisbeispiele

	-						+	Ø	dev.
Overall result (maximum value=6)	0%	20%	40%	60%	80%	100%		4.98	0.92
	 <p style="text-align: right;">Scale width: 6</p>								
Learning progress (maximum value=6)	0%	20%	40%	60%	80%	100%		5.09	0.79
	 <p style="text-align: right;">Scale width: 6</p>								
Satisfaction with course (maximum value=6)	0%	20%	40%	60%	80%	100%		4.91	0.99
	 <p style="text-align: right;">Scale width: 6</p>								

dev.=Std. Dev.